



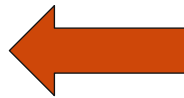
# CRStar Insights

## RCRS Transition

This edition of CRStar Insights offers guidance for hospital registrars as to the timeline for the NCDB's launch of the RCRS platform and explains the use of CRStar to perform the data exports that will be required in the near future. This CRStar Insight will focus on the October-December timeline, current processes, and any changes. More information will follow as we move into the January 2021 timeline.

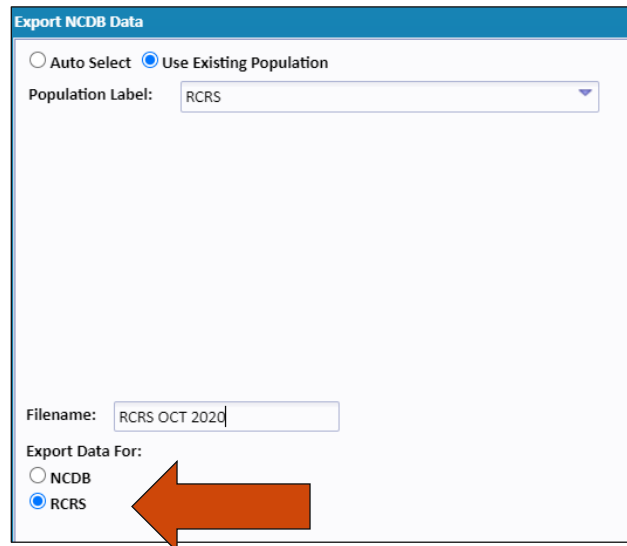
Below is the RCRS Timeline: Refer to [RCRS website](#) for ongoing updates and additional information. Please note the dates for the orientation webinars.

- September 28, 2020:
  - Rapid Cancer Reporting System goes live
  - All Rapid Quality Reporting System (RQRS) and National Cancer Database (NCDB) data were imported into RCRS
  - 11 Quality Measures displayed in the system
  - Cancer Program Practice Profile Reports (CP3R) retired
- October 14, 2020:
  - RCRS Orientation Webinar
- October 28, 2020:
  - Repeat: RCRS Orientation Webinar
- October - December 2020:
  - Make normal RQRS submissions to RCRS
  - Rename file \*.dat
  - Copy RQRS notes into RCRS notes
- January 2021:
  - RQRS retired
  - Monthly submissions in v21
  - All new and updated cases back to 2004
- June 2021:
  - Call for Data (all 2019 cases only) submitted to RCRS



For submissions occurring between October and December of 2020, users should use the same population of cases currently used when submitting RQRS cases. There are two changes in the export screen and process:

1. The radio button has been changed from RQRS to RCRS.



Export NCDB Data

☐ Auto Select ☒ Use Existing Population

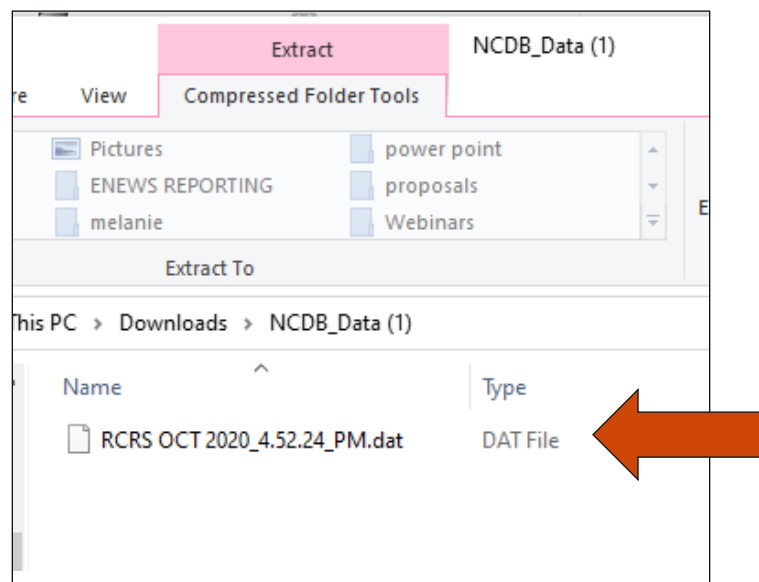
Population Label: RCRS

Filename: RCRS OCT 2020

Export Data For:

☐ NCDB ☒ RCRS

2. .Txt files will no longer be accepted. When CRStar exports the users file, it will create a zip file as previously done. When the user opens the zip file, that file(s) will be a .dat file. It is unnecessary to rename the file. As with the current process, depending on how many cases are exported, CRStar will create one or multiple files. Each file will need to be uploaded.



**Support Available at [www.mycrstar.com](http://www.mycrstar.com)**